

Africa: Regional Insights

AFPIF 2016



Africa – Small Market BIG Opportunities

- Over a billion people - of which 40% are reachable by fibre
- Mobile users set to double in the next 5 Years reaching 60% penetration
- Improved Metro Connectivity averaging at 100 Mbps in key hubs: Johannesburg, Cape Town, Durban, Lagos, Nairobi, Accra
- In Larger economies two-thirds of businesses with 50+ staff have access to broadband

	TIER 1 TELECOs	CARRIER NEUTRAL DATA CENTRES	FIBRE / CABLE COMPANIES	IT / CLOUD SERVICE PROVIDER / ISPs
ESTIMATED NUMBER OF DCs	≈50+	≈7	≈5	≈70+
ESTIMATED SHARE OF DC WHITE SPACE	47%	≈20%	≈7%	≈26%
EXAMPLES	MTN, Telkom, Vodacom	Teraco, Rack Centre, Kooba	MainOne, Liquid Telecom, Broadbased	Internet Solutions, BCX, T-Systems, CWG

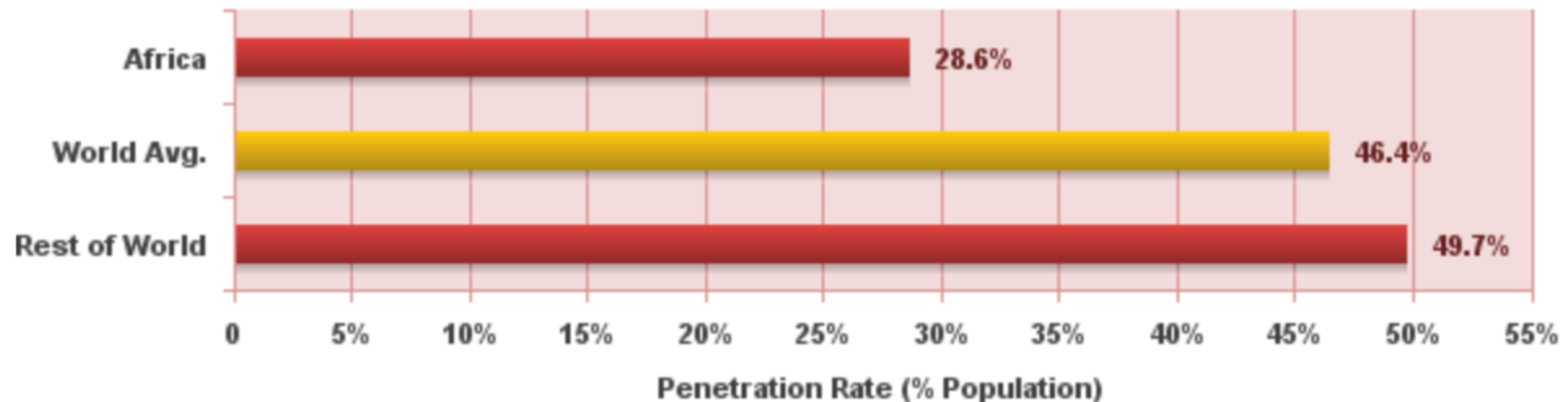
Internet Usage Statistics for Africa (Africa Internet Usage and 2015 Population Stats)

INTERNET USERS AND POPULATION STATISTICS FOR AFRICA

<u>AFRICA REGION</u>	Population (2015 Est.)	Pop. % of World	Internet Users, Latest	Penetration (% Population)	Internet % Users	Facebook 15-Nov-2015
<u>Total for Africa</u>	1,158,355,663	16.0 %	330,965,359	28.6 %	9.8 %	124,568,500
<u>Rest of World</u>	6,101,546,580	84.0 %	3,035,295,797	49.7 %	90.2 %	1,390,635,650
WORLD TOTAL	7,259,902,243	100.0 %	3,366,261,156	46.4 %	100.0 %	1,515,204,150

NOTES: (1) Africa Population data are 2015 mid-year estimates. (2) Africa Internet Usage Statistics in this table are for November 30, 2015. (3) The Facebook subscriber data are for Nov. 15, 2015, the last available from FB. (4) CLICK on each region or country name for details for each individual location. (5) For methodology, help and definitions please see the [site surfing guide](#). (6) Population estimates are based mainly on figures from the [U.S. Census Bureau](#) and local sources. (7) The Internet usage numbers come mainly from data published by [WWW](#) , [ITU](#) , [the Nielsen Company](#), [Facebook](#), and other trustworthy sources. (8) Data from this table may be cited, giving the due credit and establishing an active link back to [Internet World Stats](#). Copyright © 2016, Miniwatts Marketing Group. All rights reserved worldwide.

Internet Penetration in Africa November 30, 2015



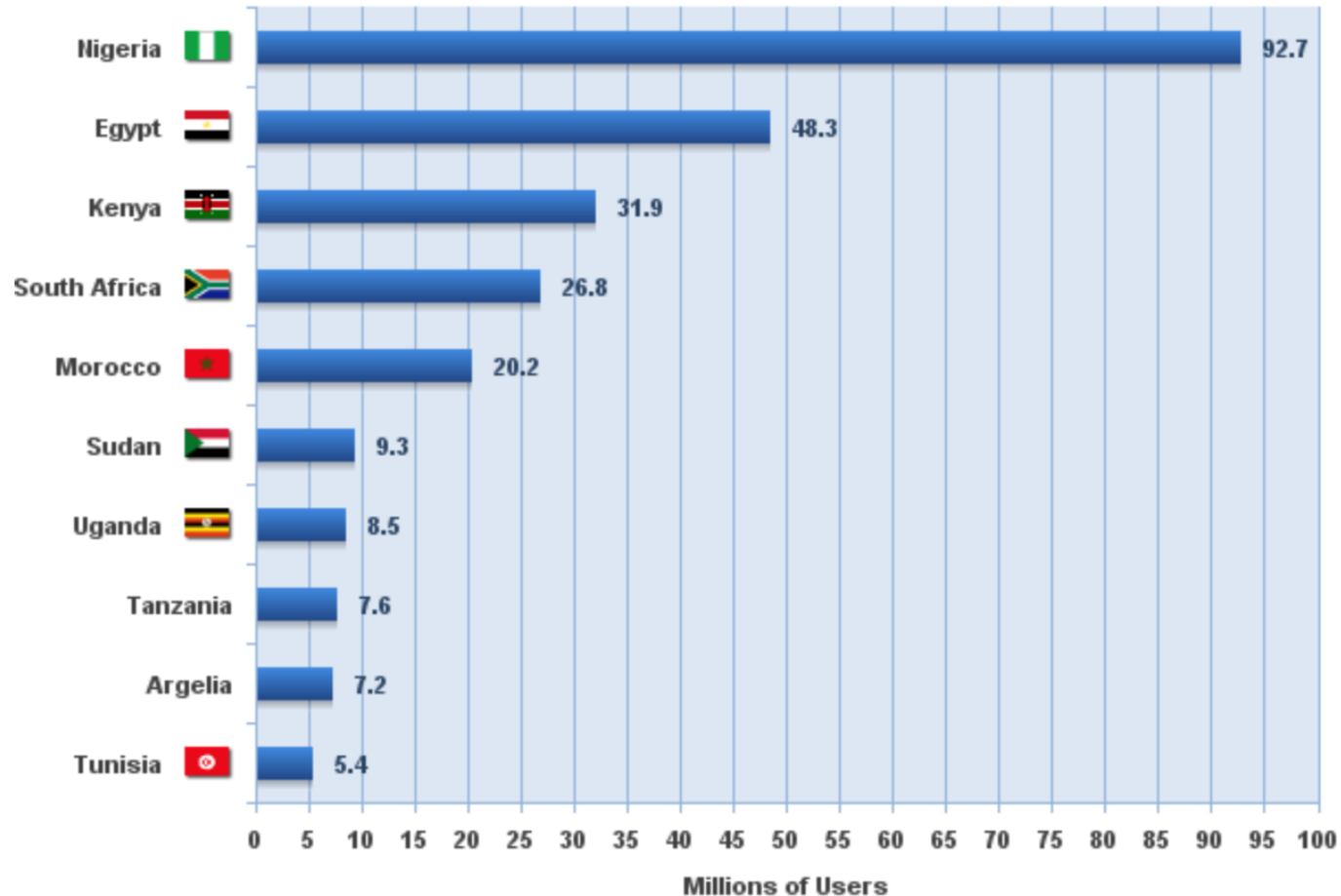
Source: Internet World Stats - www.internetworldstats.com/stats1.htm

330,965,359 estimated Internet users in Africa for Nov 30, 2015

3,366,260,056 Internet users in the World on Nov 30, 2015

Copyright © 2015, Miniwatts Marketing Group

Africa Top 10 Internet Countries November 2015



Source: Internet World Stats - www.internetworldstats.com/stats1.htm
330,965,359 Internet Users in Africa estimated for November 30, 2015
Copyright © 2015, Miniwatts Marketing Group

And Changing Quickly... In the News

Winston won't win this time:

- South Africa's Largest ISP, Telkom, now known as Openserve (AS5713) has finally opened its doors and ready to peer with you as of today!!
- Let me know if you need an introduction

More Cables:

- Finally the cables system between Angola and Brazil have commenced!
- Angola Cables and NEC have paired up to build 40Tbps of capacity which is expected to be ready to play with mid 2018

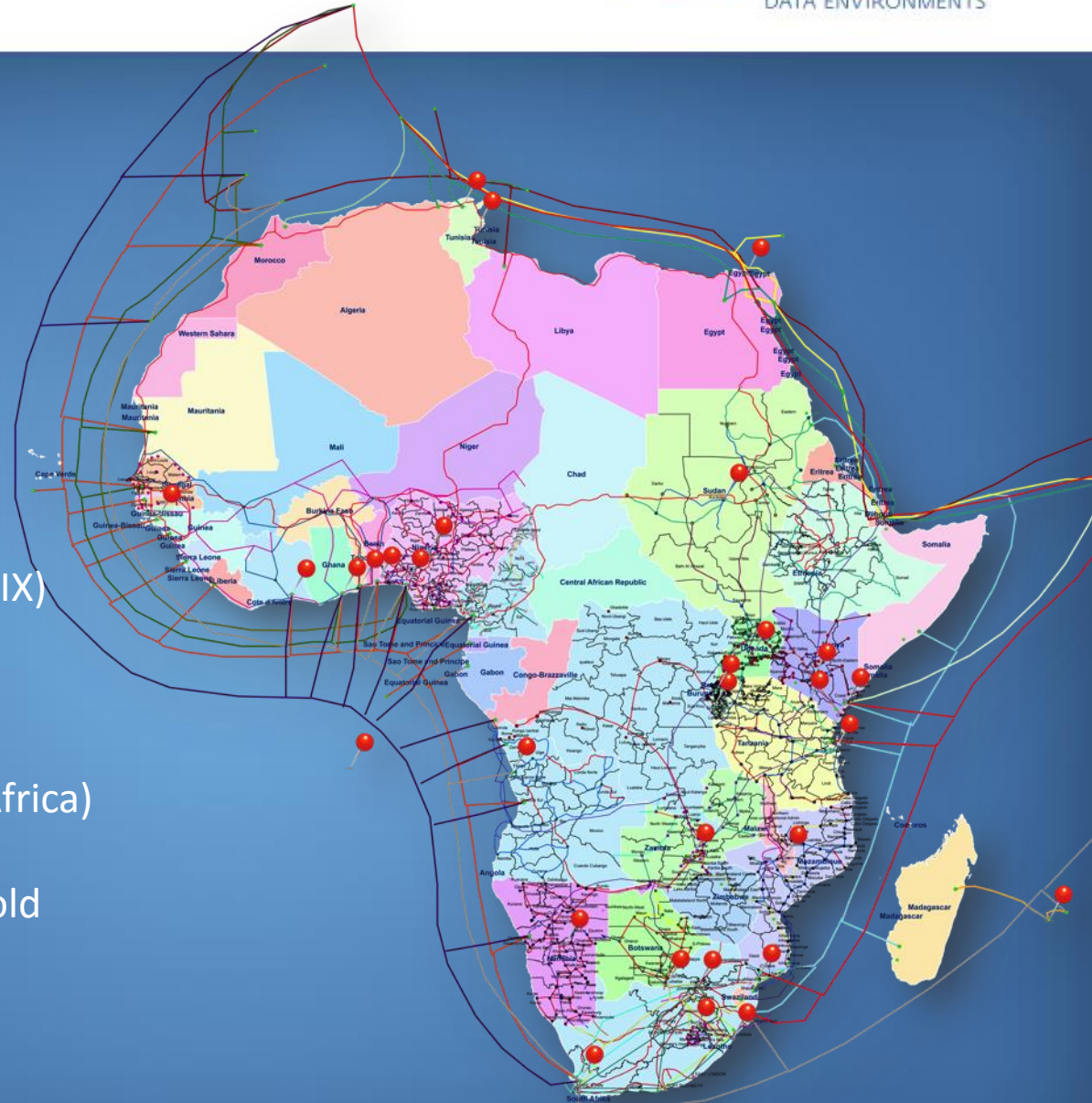


In order to see who could deliver 4 GB of data to a location 60 miles away the fastest, Telkom, South Africa's largest ISP, raced a pigeon outfitted with a memory stick. When the pigeon arrived, Telkom had only sent 4% of the data.

Africa a Young IXP market

- 54 countries in Africa (AU)
- 34 IXPs in 26 countries
- Oldest IXP: 1996
- Newest IXP: 2016 (Gabon-IX)
- IXP Traffic: 160 Gbps+
- Largest: 90 Gbps (South Africa)
- AF-IX Association 3 years old

<http://www.af-ix.net/>



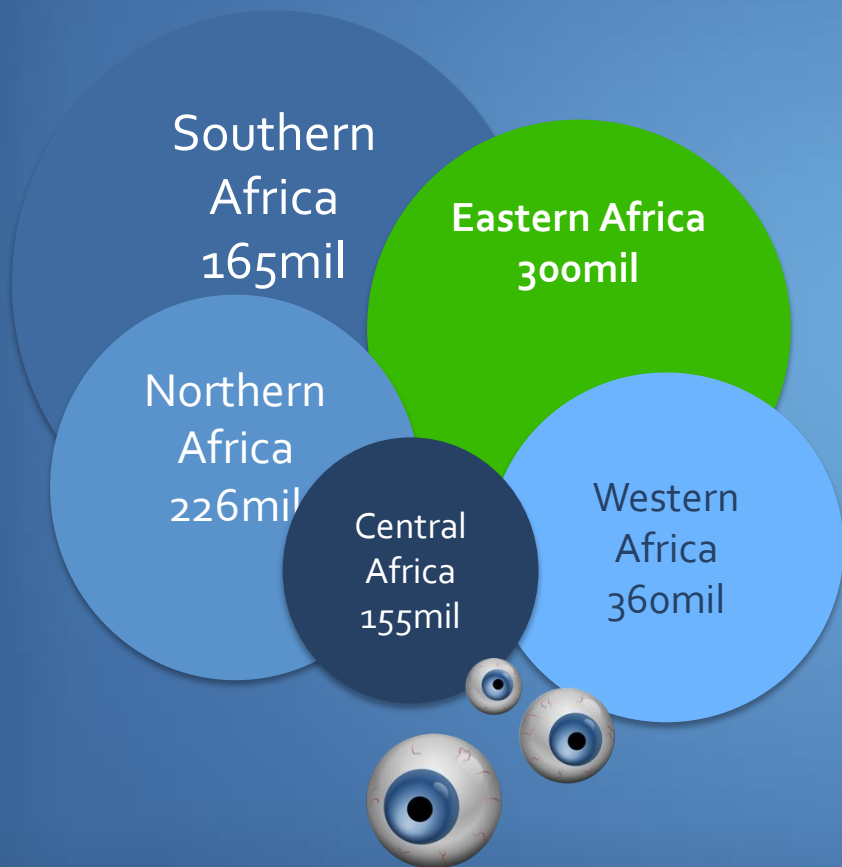
Varied commercial models per country

Fees		IXP A USD	IXP B USD	IXP C USD	IXP D	Average
Membership		1250	0	0	0	312,5
10Mbps Port	monthly	100	0	0	0	25
100Mbps Port	monthly	250	220	0	385	213,75
1Gbps Port	monthly	750	670	0	500	480
10Gbps	monthly	2500	832	0	655	996,75

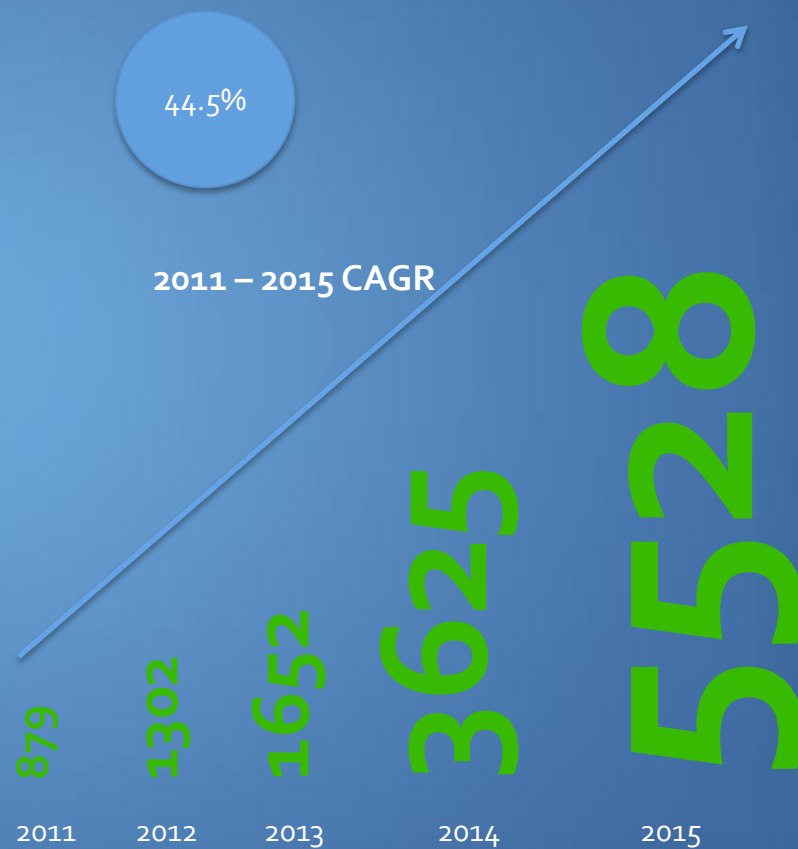
- Low capacity ports still available at 90% of exchanges;
- Port fees vary and can be as high as Europe with less value
- Can still get away with high port fees due to high transit costs... Good for the internet growth in Africa?

African Hubs – a Modern Marketplace

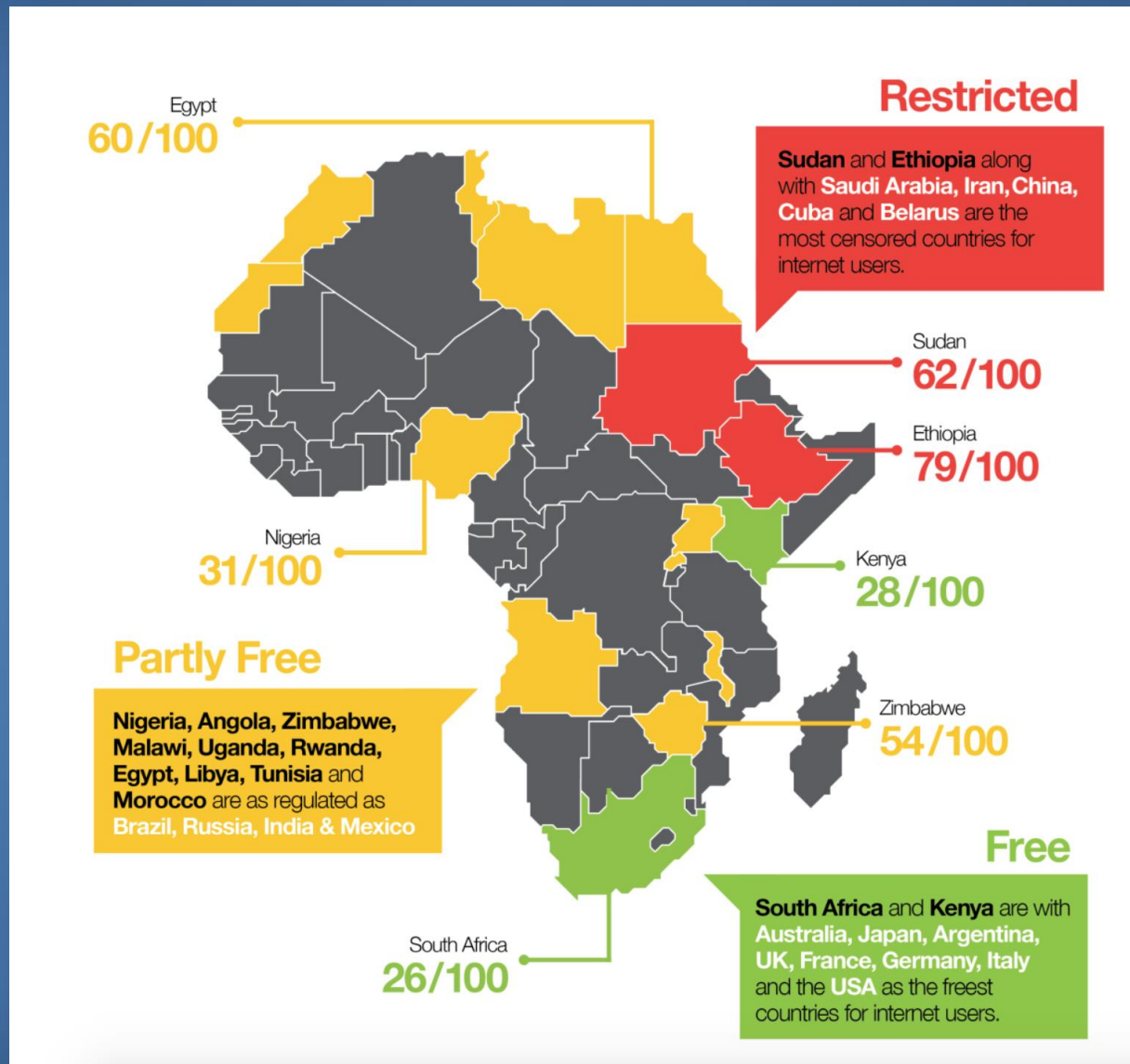
The world's 2nd fastest growing economic region and its growing population



SADC Example of a Growing Community:
Interconnection: Up and to the right!

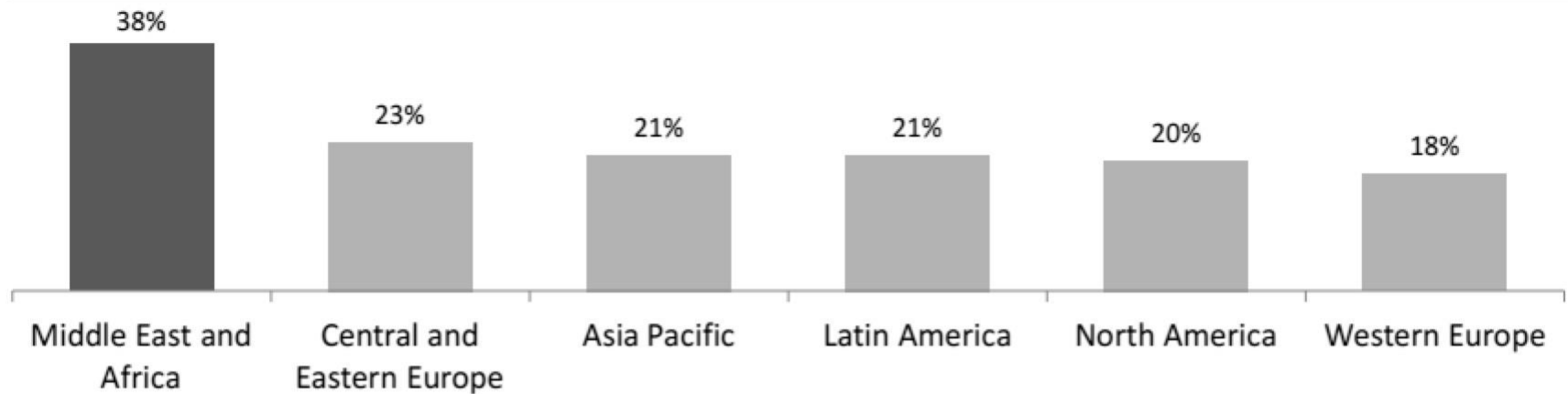


African Internet – Free vs Restricted

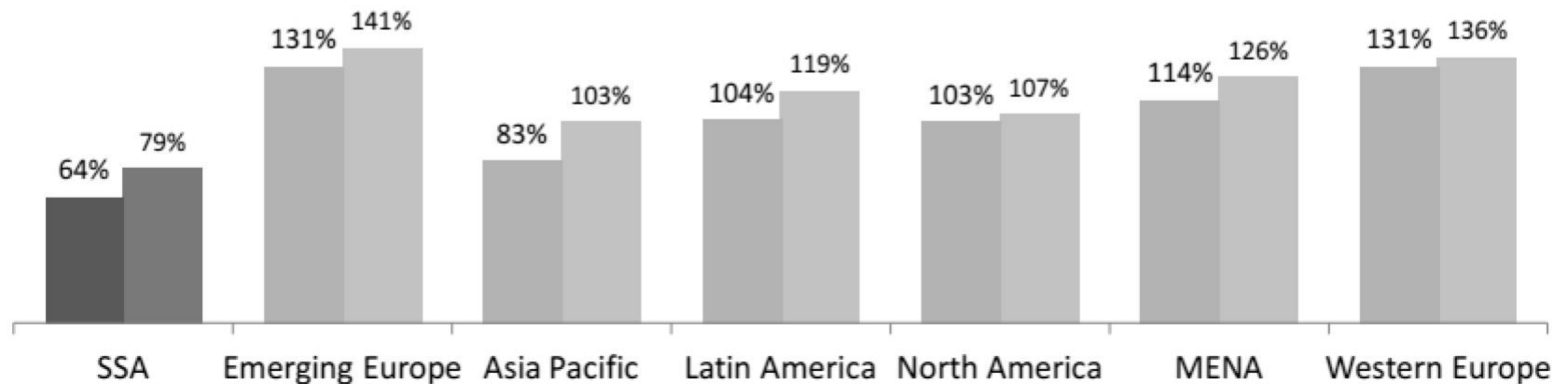


Mobile Penetration driving Growth

Global IP traffic (EB per month) – CAGR 2013-18



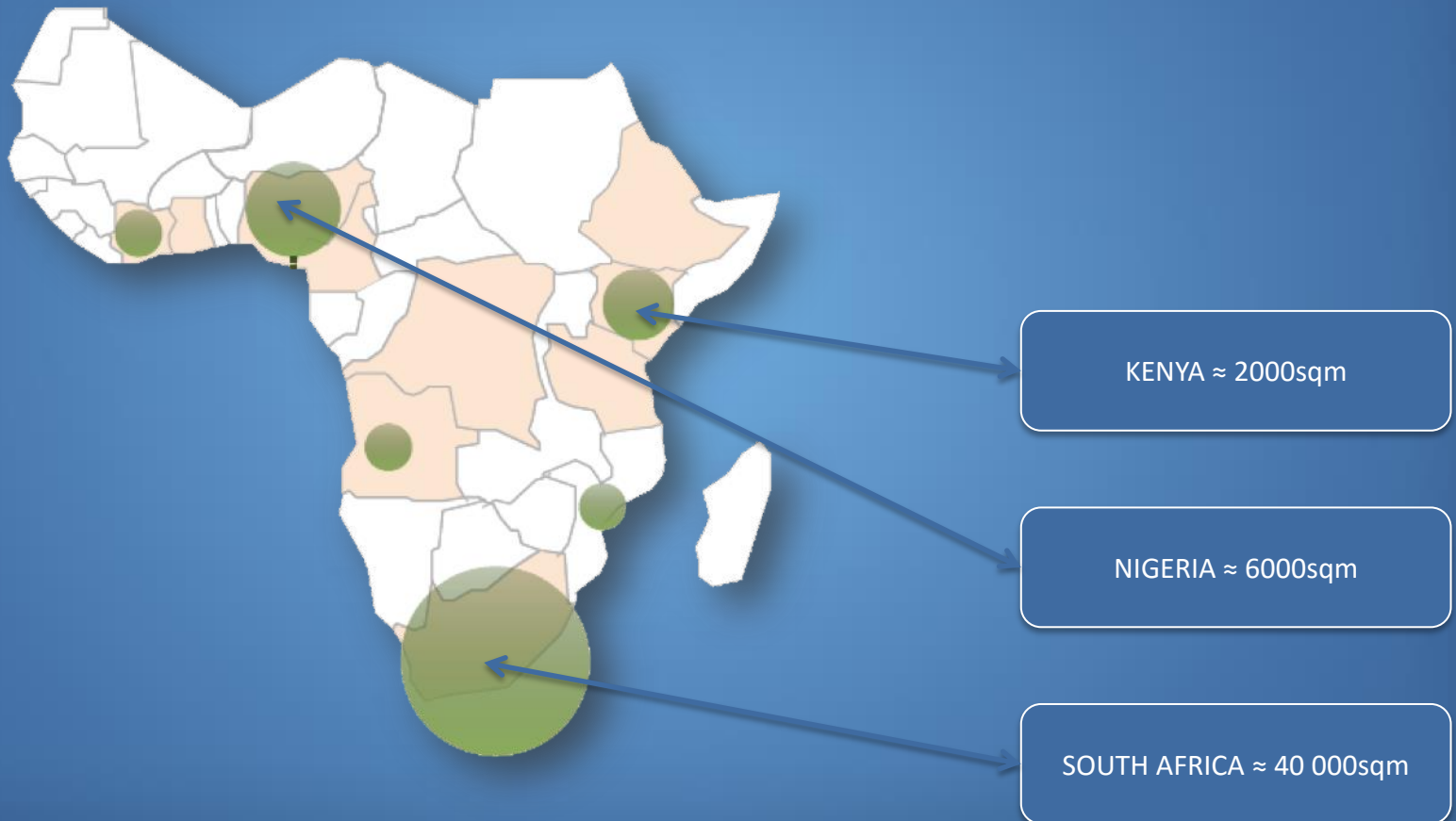
Mobile Penetration by Region



Africa – Highly concentrated

3 COUNTRIES: KENYA, NIGERIA & SOUTH AFRICA REPRESENT 95% OF TOTAL WHITE SPACE IN AFRICA

A mapping of sub-Saharan Africa's data centre white space capacity (sqm) - 2015



Global Comparison



DC FACILITIES

131 DC's

105 DC's

44 DC's

39 DC's

40 DC's



IT POWER IN MW

800 MW

370 MW

400 MW

109 MW

113 MW



WHITE SPACE SQM

611 000

323 000

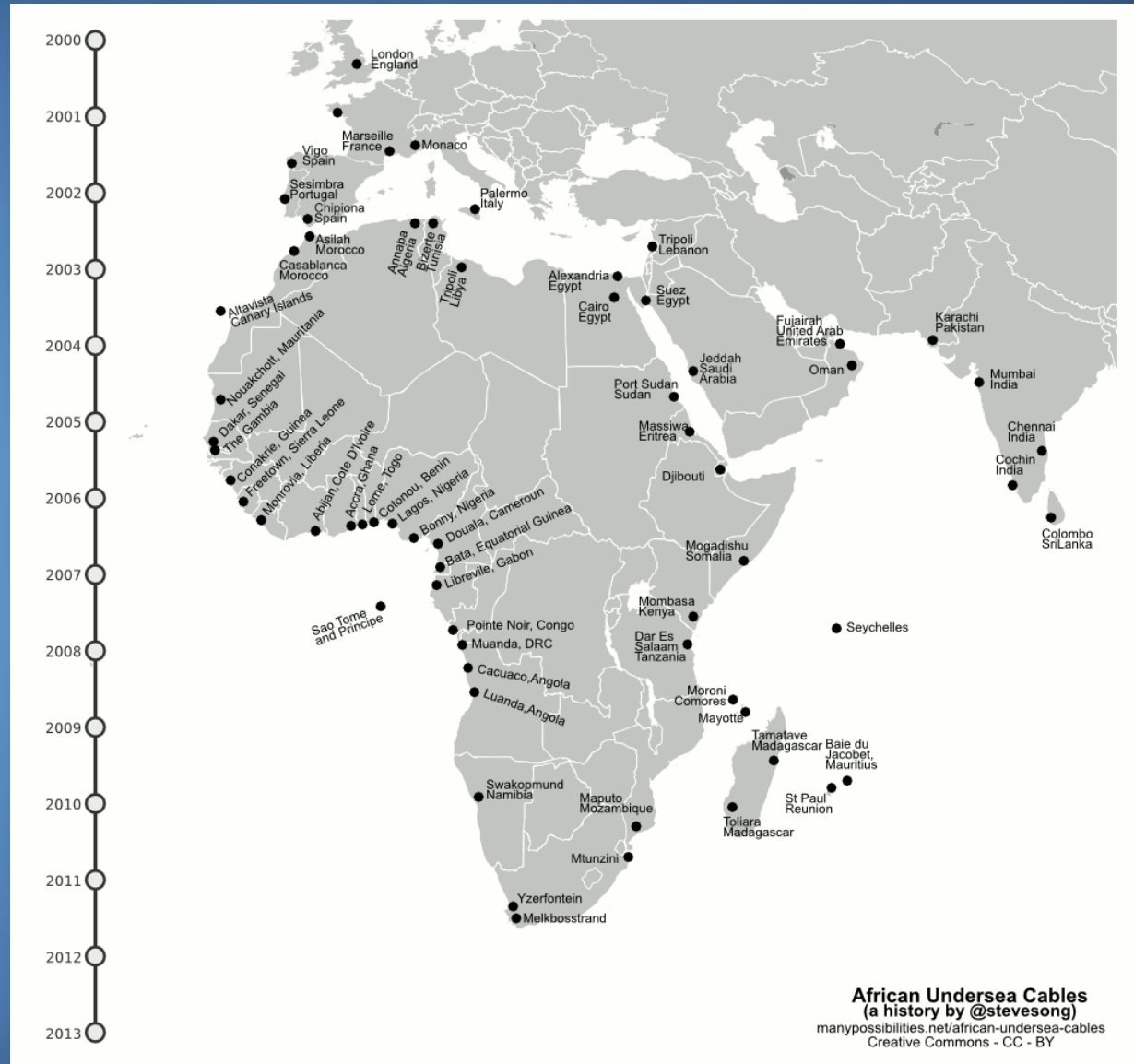
370 000

95 000

120 000

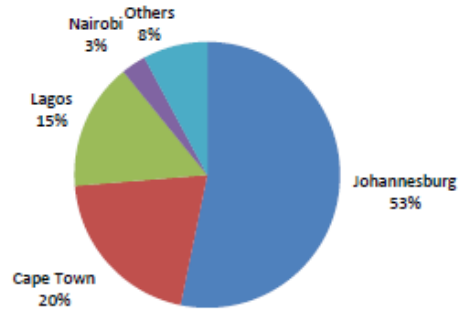
What are the Next Hotspots?

- Tanzania
- Côte d'Ivoire
- Ghana
- Nigeria

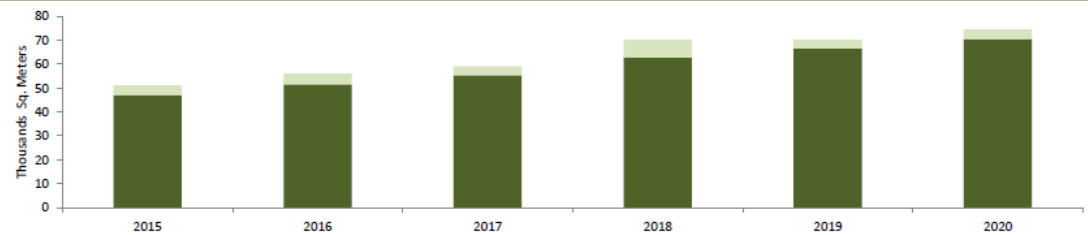


Growth Opportunities

Market Contribution to Africa Colocation Supply – Sq. m - 2015E



Africa Colocation White Space – Five Year Projections*



*Estimated space immediately available for leasing (not shell capacity)

Africa New Data Centers – Sample Projects & Plans – Indicative Only

COUNTRY	COMPANY	PROJECT	TIMING
Kenya	Kooba	New data center planned for Nairobi/Limuru	2016
Tanzania	Kooba	Dar es Salam	2016-17
Nigeria	Globacom	Ibadan	NA
Nigeria	MainOne	Sagamu	NA
Mozambique	Vaninga	Beira, Pemba/Tete	2016

The Economic Drive

CITY	ESTIMATED GDP (\$ bn)	# OF MULTITENANT DC WITH >250 SQM WHITE SPACE
Johannesburg	141	>10
Lagos	120	>5
Cape Town	70	>5
Durban	60	>3
Ibadan	25	0
Nairobi	28	1
Dar es Salam	5.60	0
Abidjan	9	0
Kano	30	0
Kinshasa	7.5	N/A**
Accra	5	N/A**

***Sources: TZS, NBS, Stats SA, World Bank, KNBS, Departement des Statistiques de Cote-d'Ivoire

Summary: Benchmarking

	Enterprise Addressable Market Size/GDP	Key Verticals	Tech Startup Ecosystem	Electric Power Availability	Availability of Affordable Metro & DLD Fiber	Availability of Affordable International Fiber
Johannesburg		Financial Services, Tourism, Mining, Media, Tech				
Lagos		Financial Services, Manufacturing, Tech, Media				
Cape Town		Financial Services, Tourism, Tech, Media				
Nairobi		Financial Services, Tourism, Tech, Media				
Abidjan		Financial Services, Tech				
Ibadan/Oyo State		Trade, Media, Tech, Academic Research				
Dar es Salaam		Financial Services, Tourism, Tech, Media				

Thank you – Questions?

andrew@teraco.co.za

